



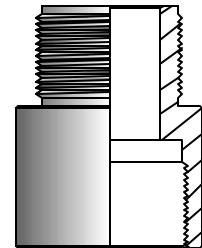
## OIL WELL PUMP PARTS AND ACCESSORIES

### BUSHING, ADAPTER (24)

#### BARREL TO CLOSED BARREL CAGE

(see notes)

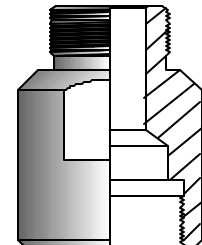
RW BARREL SIZE	CAGE SIZE	BASE PART NUMBER	O.D.	THREAD SIZE	
				UPPER PIN	LOWER BOX
1-1/16"	1-1/2"	24FB	1.438"	1.1250-16	1.2500-14
1-1/4"	1-1/2"	24FD	1.438"	1.3330-16	1.2500-14
1-1/16"	1-3/4"	24HB	1.750"	1.1250-16	1.3330-16



#### CLOSED BARREL CAGE TO OVERSIZE HOLD-DOWN

(see notes)

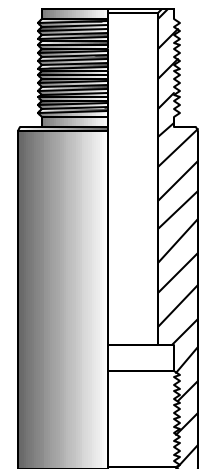
TUBING SIZE		BASE PART NUMBER	O.D.	THREAD SIZE	
FROM	TO			UPPER PIN	LOWER BOX
2"	2-1/2"	24KN*	2.250"	1.4704-14	1.8024-14
2"	2-1/2"	24KN1	2.250"	1.4704-14	1.8024-14
2-1/2"	3-1/2"	24NQ	2.750"	1.8024-14	2.1095-11 1/2
3-1/2"	4-1/2"	24UQ	3.750"	2.1095-11 1/2	3.2380-11 1/2



#### RH BARREL TO RW BARREL, GAS COMPRESSOR PUMPS

(see notes)

BARREL SIZE		BASE PART NUMBER	O.D.	THREAD SIZE	
FROM	TO			UPPER PIN	LOWER BOX
1-1/4"	1-1/2"	24DF-SP	1.875"	1.5730-16	1.5730-16
1-3/4"	2"	24HK-SP	2.250"	2.0870-16	2.0870-16



**Notes:**

1.) When ordering, indicate the complete part number by adding the following prefixes to the base part number to indicate specific bushing material:

- Blank - Carbon Steel
- B - Brass
- M - Monel
- S - Stainless Steel

2.) \*24KN ID is 1" to be used with top hold-down only.